

## CS375 Homework Assignment 8 (40 points)

Due date: 4/9/2024

1. (6 points)

Fill out the following blanks for the instructions of a Turing machine that **moves** an input string over  $\{a, b\}$  to the right **one** cell position. The read/write head of the control unit initially is at the left end of the input string. The rest of the tape cells are blank. The TM will move the entire string to the right one cell position and leave all remaining tape cells blank. The read/write head ends at the right end of the output string.

( 0 , a, $\Lambda$ , R, <input style="width: 30px; height: 20px;" type="text"/> )	found an <b>a</b>
( <input style="width: 30px; height: 20px;" type="text"/> , b, $\Lambda$ , R, <input style="width: 30px; height: 20px;" type="text"/> )	found a <b>b</b>
( <input style="width: 30px; height: 20px;" type="text"/> , $\Lambda$ , $\Lambda$ , <b>S</b> , <b>halt</b> )	Done
( 1 , a, a, R, <input style="width: 30px; height: 20px;" type="text"/> )	found an <b>a</b> & to write an <b>a</b>
( <input style="width: 30px; height: 20px;" type="text"/> , b, a, R, <input style="width: 30px; height: 20px;" type="text"/> )	found a <b>b</b> & to write an <b>a</b>
( <input style="width: 30px; height: 20px;" type="text"/> , $\Lambda$ , a, <b>S</b> , <b>halt</b> )	Done
( 2 , a, b, R, <input style="width: 30px; height: 20px;" type="text"/> )	found an <b>a</b> & to write a <b>b</b>
( <input style="width: 30px; height: 20px;" type="text"/> , b, b, R, <input style="width: 30px; height: 20px;" type="text"/> )	found a <b>b</b> & to write a <b>b</b>
( <input style="width: 30px; height: 20px;" type="text"/> , $\Lambda$ , b, <b>S</b> , <b>halt</b> )	Done

2. (7 points)

The following is the instruction set of a TM that moves an input string over  $\{a, b\}$  to the right **two cells position**.

(0, a,  $\Lambda$ , R, 1) found an **a**  
(0, b,  $\Lambda$ , R, 2) found a **b**  
(0,  $\Lambda$ ,  $\Lambda$ , S, **halt**) Done

(1, a,  $\Lambda$ , R, 11) found **aa**  
(1, b,  $\Lambda$ , R, 12) found **ab**  
(1,  $\Lambda$ ,  $\Lambda$ , R, 10) found **a $\Lambda$**

ZZ

(2, a,  $\Lambda$ , R, 21) found **ba**  
(2, b,  $\Lambda$ , R, 22) found **bb**  
(2,  $\Lambda$ ,  $\Lambda$ , R, 20) found **b $\Lambda$**

(11, a, a, R, 11) write an **a**, **aa** to go  
(11, b, a, R, 12) write an **a**, **ab** to go  
(11,  $\Lambda$ , a, R, 10) write an **a**, **a $\Lambda$**  to go

(12, a, a, R, 21) write an **a**, **ba** to go  
(12, b, a, R, 22) write an **a**, **bb** to to  
(12,  $\Lambda$ , a, R, 20) write an **a**, **b $\Lambda$**  to go

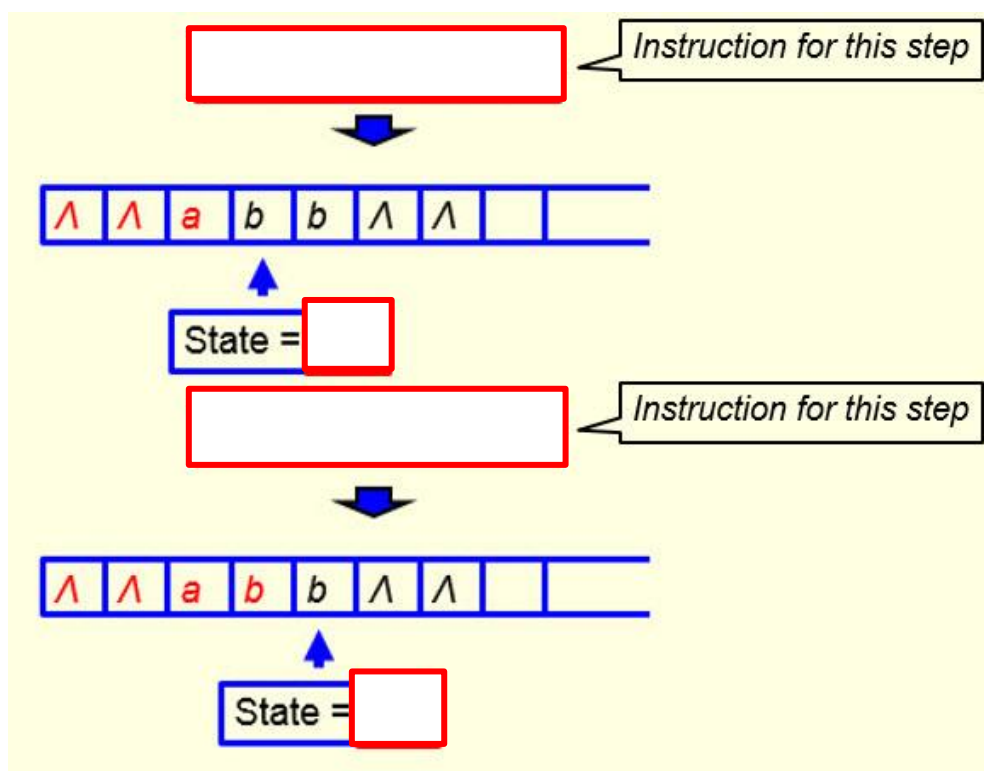
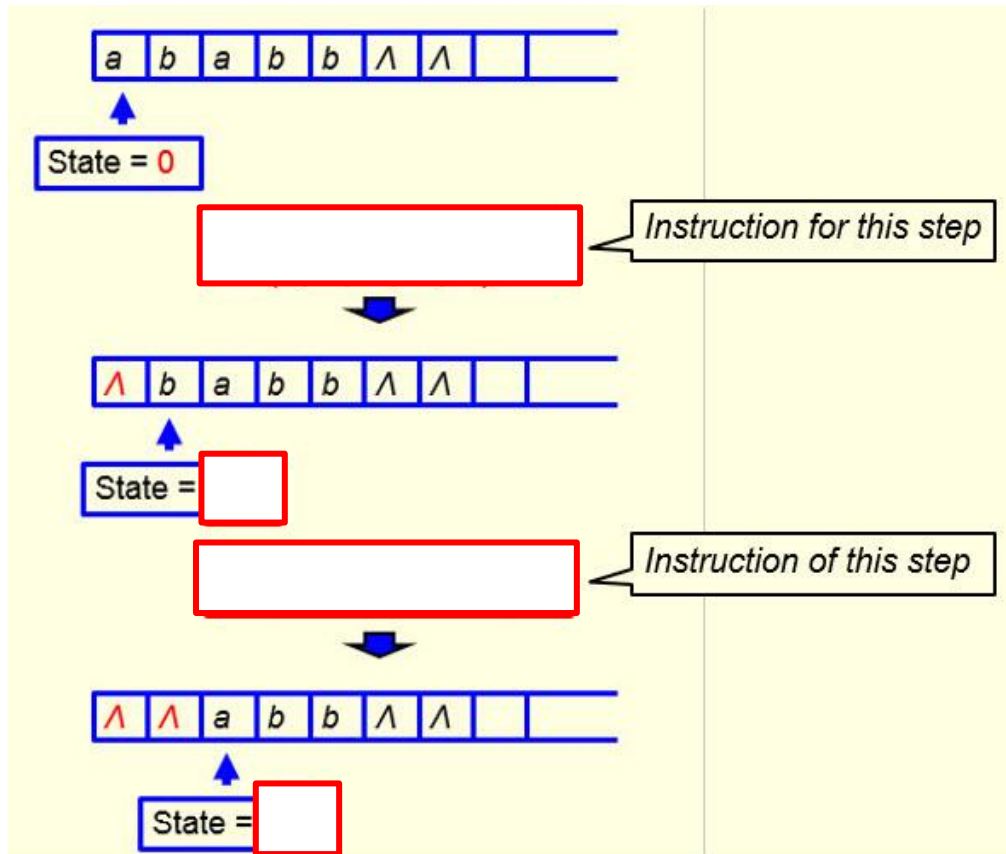
(10,  $\Lambda$ , a, S, **halt**) write an **a**, then **halt**  
(10, a, a, S, **halt**) write an **a**, then **halt**  
(10, b, a, S, **halt**) write an **a**, then **halt**

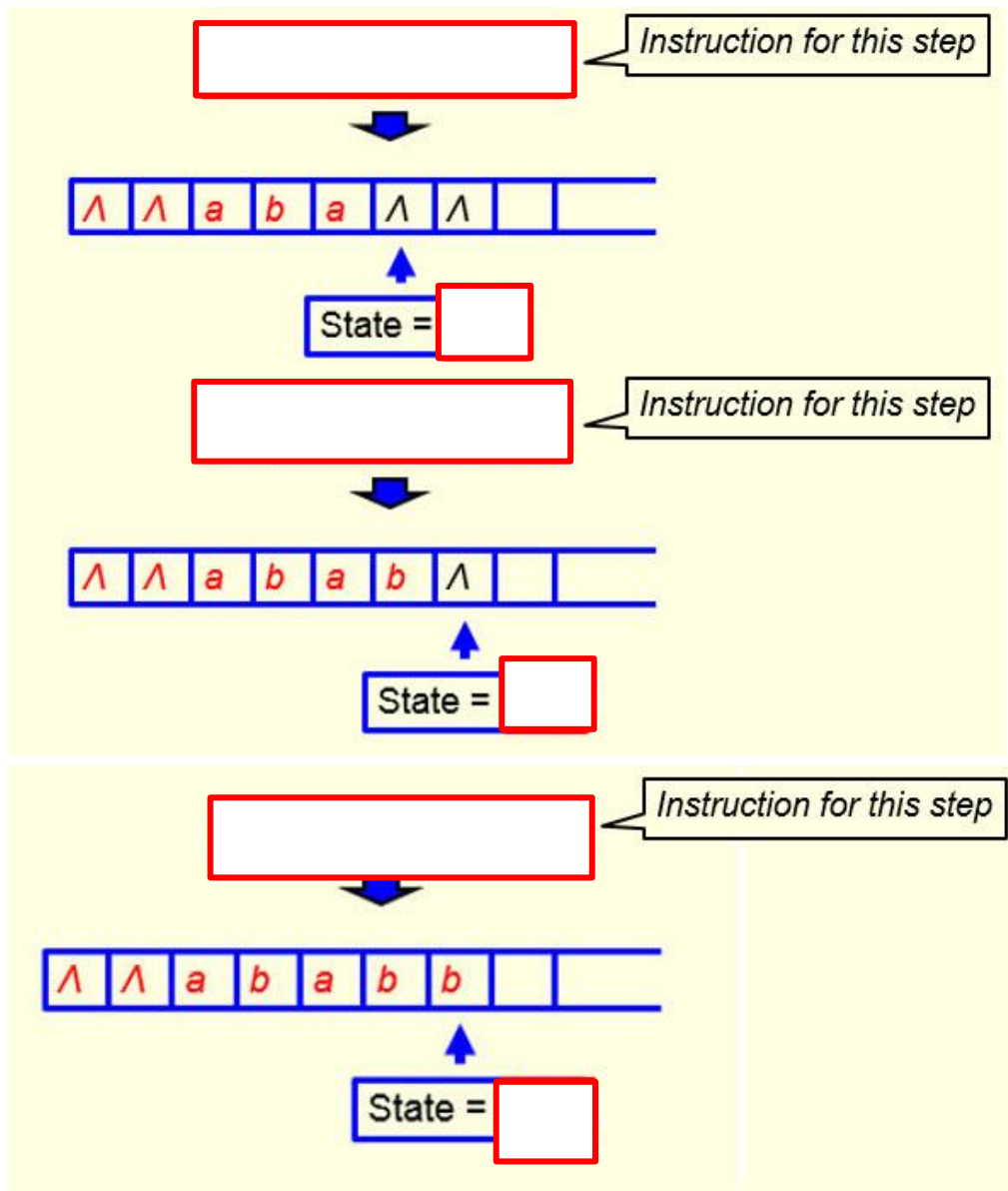
(21, a, b, R, 11) write a **b**, **aa** to go  
(21, b, b, R, 12) write a **b**, **ab** to go  
(21,  $\Lambda$ , b, R, 10) write a **b**, **a $\Lambda$**  to go

(22, a, b, R, 21) write a **b**, **ba** to go  
(22, b, b, R, 22) write a **b**, **bb** to to  
(22,  $\Lambda$ , b, R, 20) write a **b**, **b $\Lambda$**  to go

(20,  $\Lambda$ , b, S, **halt**) write a **b**, then **halt**  
(20, a, b, S, **halt**) write a **b**, then **halt**  
(20, b, b, S, **halt**) write a **b**, then **halt**

The following is the process of moving the string **ababb** to the right two cells position by this TM. Fill out the blanks below including instructions required for each step in the process. (0.5 points for each blank)





3. (2 points)

The following is the instruction set of a Turing machine (TM) that accepts the language  $\{ a^n b^n \mid n \in \mathbf{N} \}$ .

<u>(0, <math>\Lambda</math>, <math>\Lambda</math>, S, halt)</u> accept $\Lambda$ <u>(0, a, X, R, 1)</u> mark <b>a</b> with <b>X</b> <u>(0, Y, Y, R, 3)</u> no more <b>a</b> 's	Scan back left looking for X: <u>(2, a, a, L, 2)</u> <b>X</b> not found yet <u>(2, Y, Y, L, 2)</u> <b>X</b> not found yet <u>(2, X, X, R, 0)</u> <b>X</b> found, turn around
Scan right looking for b to pair with a: <u>(1, a, a, R, 1)</u> <b>b</b> not found yet <u>(1, Y, Y, R, 1)</u> <b>b</b> not found yet <u>(1, b, Y, L, 2)</u> mark <b>b</b> with <b>Y</b>	Scan right looking for $\Lambda$ and halt: <u>(3, Y, Y, R, 3)</u> <u>(3, <math>\Lambda</math>, <math>\Lambda</math>, S, halt)</u>

This TM does not accept the string **aaabb**. Why? Put your reason in the following box. You cannot simply say the number of a's is not the same as the number of b's. The TM cannot tell if the number of a's is not the same as the number of b's. It would reject a string only if it reaches a point that it cannot proceed any further and the state is not the 'halt' state.

4. (9 points)

The following is the instruction set of a Turing machine (TM) that computes the **sum** of 2 and a given natural number represented as a binary string. The read/write head of the TM starts at the right end of the given natural number and halts at the left end of the output string. The start state of the TM is 0.

Move one cell left:

(0, 0, 0, L, 1)

(0, 1, 1, L, 1)

Add 1

(1, 0, 1, L, 2) Move left

(1, 1, 0, L, 1) Carry

(1,  $\Lambda$ , 1, S, halt) Done

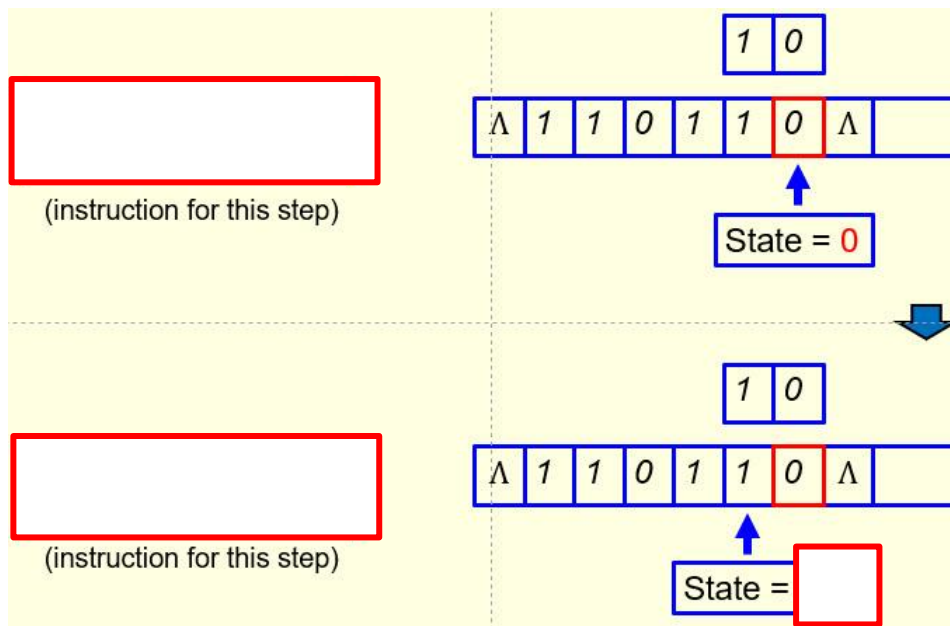
Find left end of the string

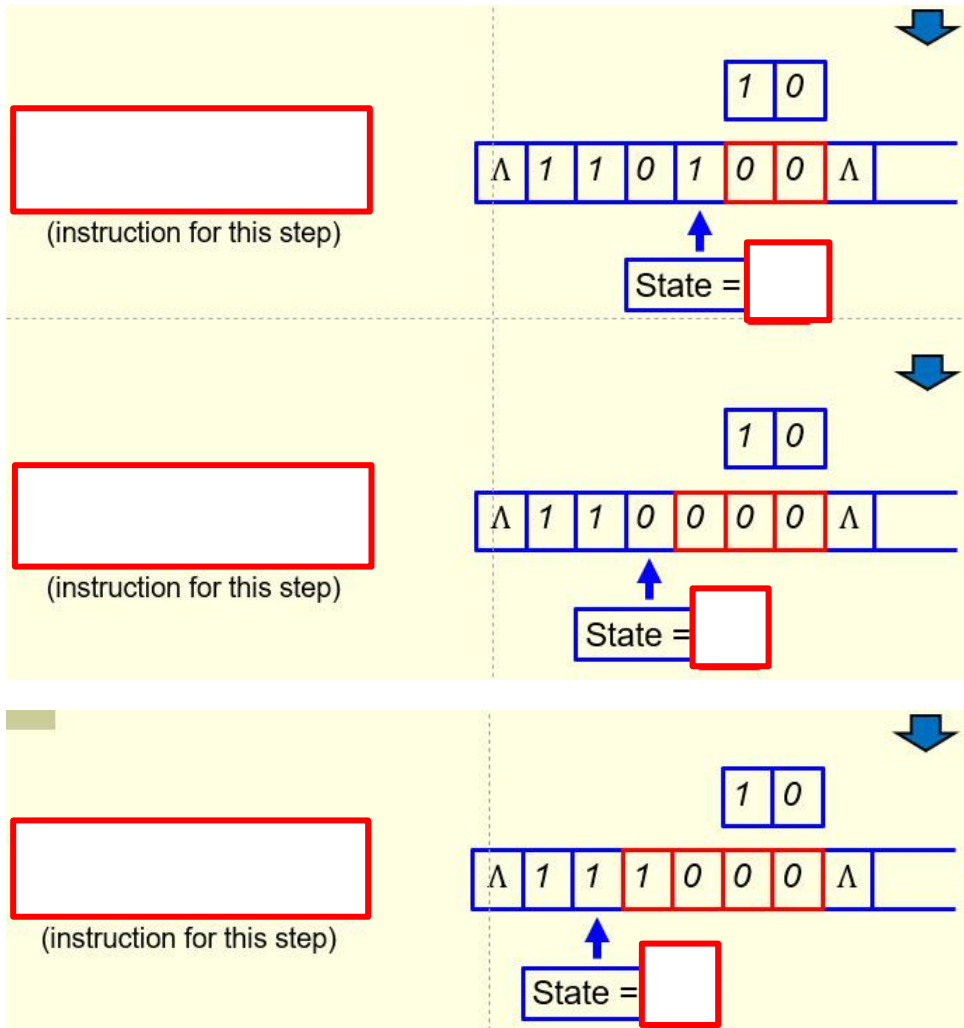
(2, 0, 0, L, 2)

(2, 1, 1, L, 2)

(2,  $\Lambda$ ,  $\Lambda$ , R, halt) Done

In the following, fill out the blanks in the following sum computation process for the given natural number  $54 (=110110_2)$ . For each step, put the instruction to be used for that step in the blank on the left side, and fill out the blank(s) in the I/O tape on the right side. (1 point each blank)

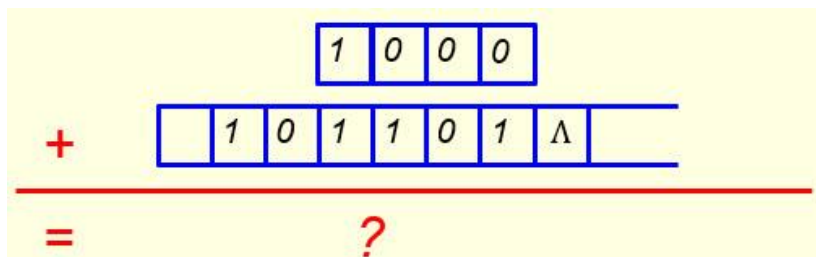




From this point on, every digit read by the TM will be kept the same until the left end of the string is reached.

5. (16 points)

Given an integer say 45, to find the sum of 45 with 8 in binary form (see the figure below), we can use the TM designed in slides 79-90 of the notes "Turing Machines and Equivalent Models I" twice to find the result. A more effective way is to design a TM to do the addition with 8 directly.

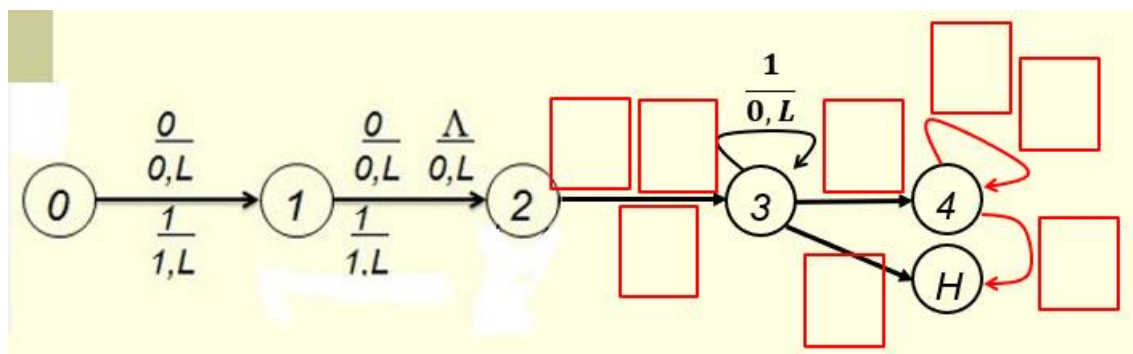


Such a TM can be designed by extending the TM designed in slides 79-90

of the notes "Turing Machines and Equivalent Models I". The TM has 14 instructions and 6 states: 0, 1, 2, 3, 4, and halt. Six instructions of such a TM have been given in the first and the second tables below. Fill out the remaining blanks in the first and the second tables and also blanks in the third table to show the remaining instructions of the TM (you have to use your own text boxes here)

<p><i>Move three cells left</i></p> <p>(0, 0, 0, L, 1)          (0, 1, 1, L, 1)          (1, 0, 0, L, 2)          (1, 1, 1, L, 2)          (1, <math>\Lambda</math>, 0, L, 2)</p> <div style="border: 1px solid red; height: 20px; margin-bottom: 5px;"></div> <div style="border: 1px solid red; height: 20px; margin-bottom: 5px;"></div> <div style="border: 1px solid red; height: 20px;"></div>	<p><i>Add 1:</i></p> <div style="border: 1px solid red; height: 20px; display: inline-block; margin-right: 10px;"></div> Move left (3, 1, 0, L, 3)      Carry <div style="border: 1px solid red; height: 20px; display: inline-block; margin-right: 10px;"></div> Done
<p><i>Find left end of the string:</i></p> <div style="border: 1px solid red; height: 20px; margin-bottom: 5px;"></div> <div style="border: 1px solid red; height: 20px; margin-bottom: 5px;"></div> <div style="border: 1px solid red; height: 20px; display: inline-block; margin-right: 10px;"></div> Done	

and then fill out the blanks in the following chart to make it a complete state transition diagram for this TM. Make sure the instructions you choose fit into the diagram naturally and logically. In the diagram, state H means the 'Halt' state. You have to use your own text boxes here too. (1 point each blank)



- Solutions must be typed (word processed) and submitted both as a pdf file and a word file to Canvas before 23:59 on 4/9/2024.



- Don't forget to name your files as

CS375\_2024s\_HW8\_LastName.docx / CS375\_2024s\_HW8\_LastName.docx